




Crime and Disorder Strategic Assessment Consultation

Feedback Report



April 2023

HEADLINE RESULTS

89

Responses received
(with 167 written comments)



46%

said crime had increased **a lot** or **a little** over the last 12 months
(51% said it was the same)

58%

said that alcohol abuse was a major problem in Ceredigion
(40% said it was not, 1% did not answer)



87%

said that drug abuse was a major problem in Ceredigion
(13% said it was not)

Visible Police Presence
Road Safety & Reducing Road
Traffic Fatalities
Street Lighting

were identified as the top 3 issues that had **improved** over the last twelve months



Illegal Supply of Drugs
Substance Misuse (Drugs)
Anti-Social Behaviour

were identified as the top 3 issues that had got **worse** over the last twelve months

Sexual Offences
Illegal Supply of Drugs
Violence Against Women and Girls
Substance Misuse (Drugs)
Domestic Abuse (inc. Stalking and Harassment)

were identified as the top **priority issues** in Ceredigion currently



Burglary
Online Crime / Fraud
Criminal Damage
Cold Calling / Scams
Drug and Alcohol Misuse
Visible Police Presence / Taking Further Action

were identified as the top issues that would threaten people **feeling safe** in their own homes

Consultation undertaken between 31st January and 28th March 2023

The survey was available online via the Council's website, partners' websites, hard copy and advertised through social media

A total of 89 responses were received

The full results and the equalities monitoring information are contained on the following

Background

Between 31st January and 28th March 2023, the Ceredigion Community Safety Partnership engaged with residents as part of its Crime and Disorder Strategic Assessment.

Community Safety Partnerships (CSPs) are made up of representatives from the Police, Local Authorities, Fire & Rescue Services, Probation Service and Health Boards.

As a partnership they work out how to deal with local crime & disorder issues, antisocial behaviour, drug or alcohol misuse and reoffending to protect local communities from crime and to help people feel safer. The CSP carry out regular reviews in order to stay aware of the nature and level of crime and disorder in the county and gain perspective on other important issues like fear of crime, anti-social behaviour and the misuse of drugs.

The consultation forms a crucial part of the next review and will help in identifying methods of developing and implementing effective action to reduce these problems and direct resources to address them. The public consultation is used to provide the Partnership with a strong evidence base and intelligence led foundation to inform the Ceredigion Community Safety Partnership Delivery Plan.

The survey was made available online via the CSP's partners websites and advertised through social media. Printed copies were available to download from the Council's consultation website.

Response Rate

There was a total of 89 responses to the consultation including 167 written comments. There were 3 paper copy forms completed and 9 responses from a Ceredigion Youth Council event. 21% or 19 surveys were completed in Welsh and 74% or 66 in English. On average, respondents took 13 mins 58 seconds to complete the online survey. The pages that follow provide a summary of the findings.

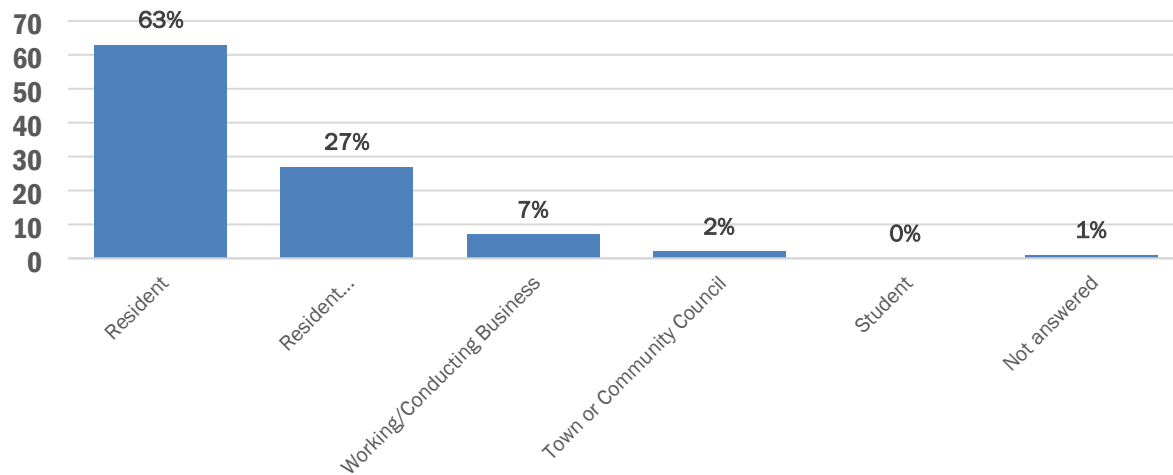
Main Findings

Q1: What is your main connection with the County?

The opening question asked respondents to identify their main connection to the County. The majority (63%) identified themselves as residents, while just over a quarter (27%) stated they were both a resident and working in the County. A further 7% work or conduct business in Ceredigion, while 2% were from Town or Community Councils. The following chart summarises respondents' connection to the County.

Q1. What is your main connection with the County?

▼ Percentage

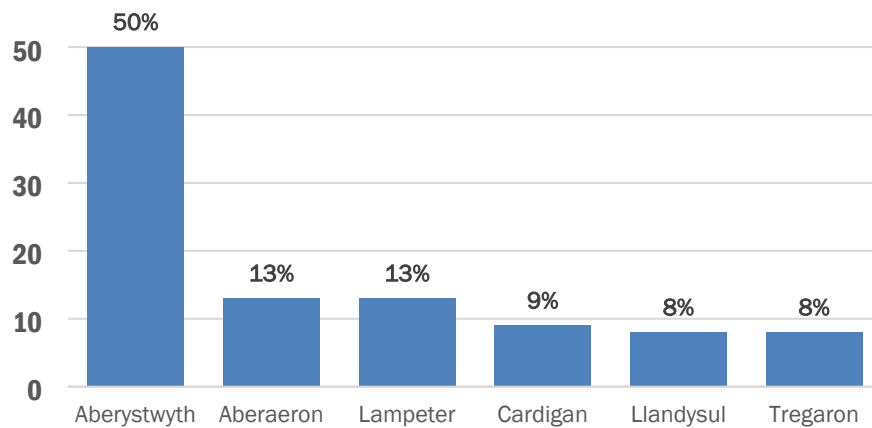


Q2: Which of the following areas do you most associate with?

The follow-on question asked respondents to identify which geographical area they most associate with. The largest proportion of respondents (50%) identified Aberystwyth which equates to 46 respondents. As the largest town in the County at 14,648 inhabitants, it is not surprising that the respondents were weighted heavily towards Aberystwyth. The remaining towns in the County represented the remaining 50% of respondents, ranging from 13% in Aberaeron and Lampeter to 8% in Llandysul and Tregaron.

Q2. Which of the following areas do you most associate with?

▼ Percentage

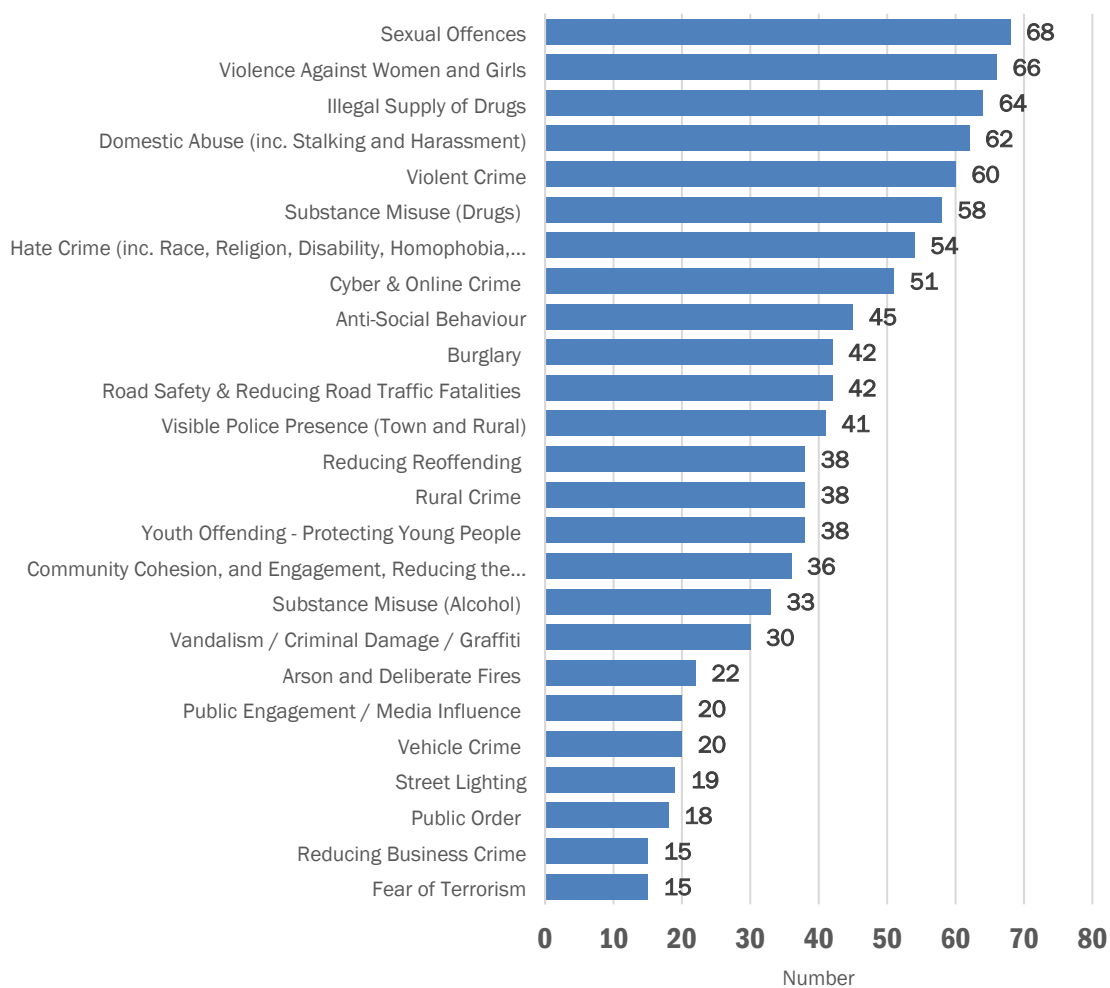


(Figures do not sum to 100% due to computer roundings)

Q3: Of these current issues, please rate them in order of priority in your opinion:

Respondents were then asked to rank a list of twenty-five current community safety issues in order of importance by assigning a high, medium or low rating to each issue. **Sexual offences** received the most "high priority" votes with 68, closely followed by **violence against women and girls** (66) and the **illegal supply of drugs** with 64 as shown in the chart below.

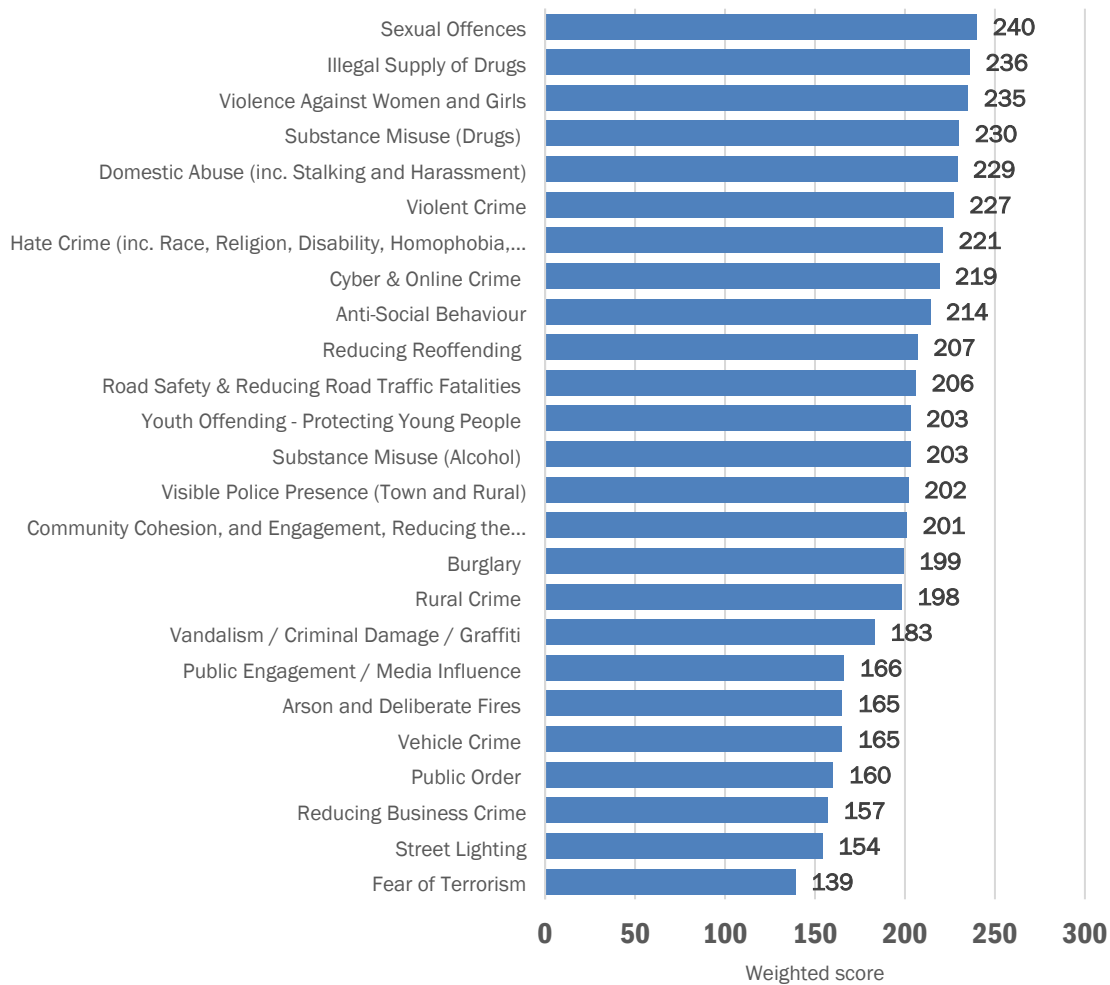
Q3. Of these current issues, please rate them in order of priority in your opinion: Number of "High" priority responses



However, this does not take account of the lower rankings. A simple weighting system was therefore applied to score each of the community safety issues by multiplying the number in each category by a score of 3 to 1, with 3 being the highest. The results show that overall, **sexual offences, illegal supply of drugs and violence against women and girls** continue to be the highest ranked community safety issues as shown in the chart overleaf. The weighting did change the order of priority after the top three – **substance misuse (drugs), domestic abuse, violent crime and hate crime** followed closely behind. At the other end of the scale, **fear of terrorism** was considered the lowest priority, probably due to its perception of being less relevant than the immediate threats of crime in their locality.

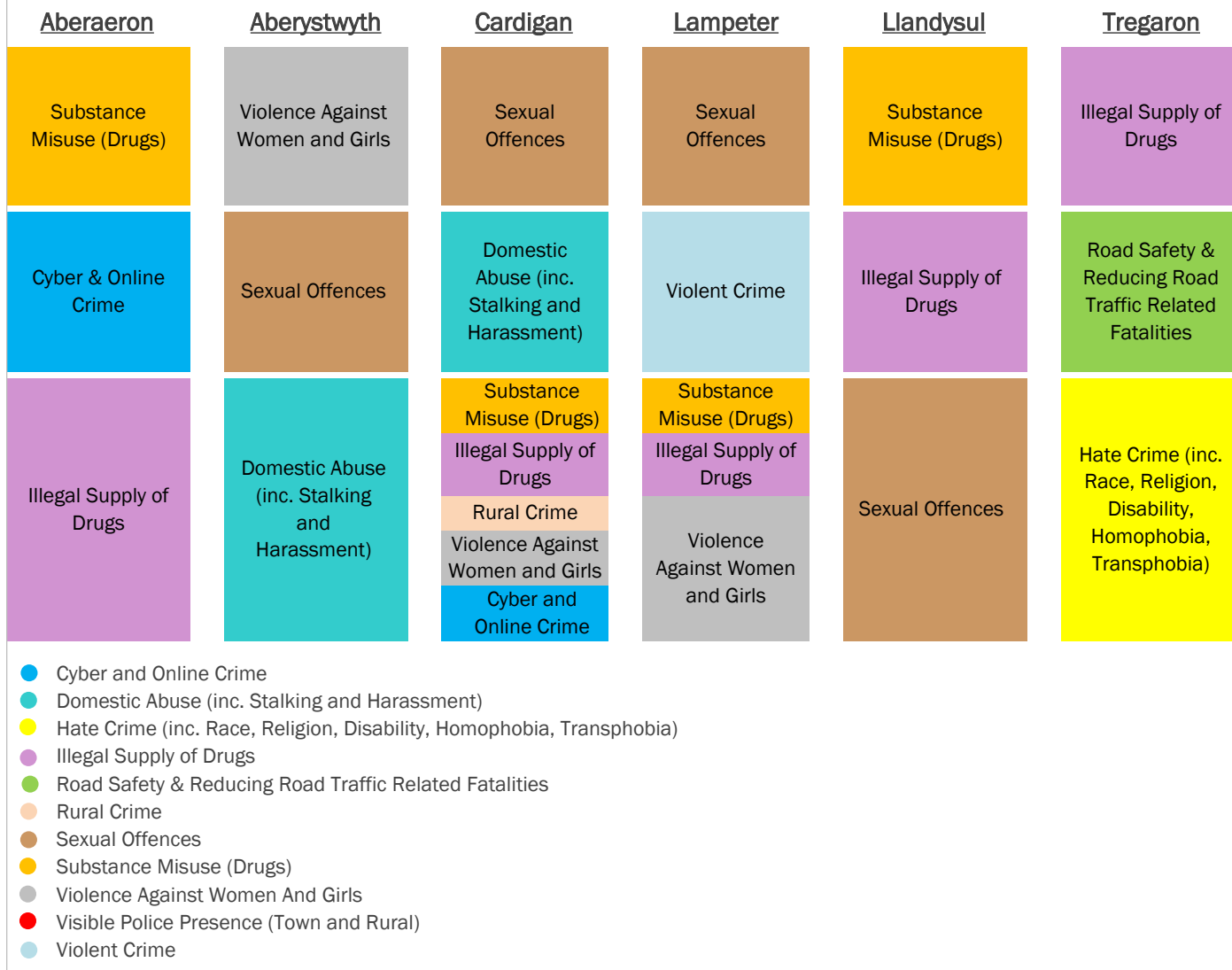
These priorities align closely with the latest Dyfed Powys Police Control Strategy which targets the supply and use of illicit drugs, rape & sexual offences, and the prevention and tackling of domestic abuse. Furthermore, these issues are reflected in national and regional priorities as outlined in the Dyfed Powys Police Strategic Assessment 2023-24.

Q3. Of these current issues, please rate them in order of priority in your opinion: weighted score



When split by geographical area, there were a number of similarities visible. Drug related issues were identified as the top priority in three of the six areas – substance misuse (drugs) in Aberaeron and Llandysul, and illegal supply of drugs in Tregaron. In Cardigan and Lampeter, the priority was identified as sexual offences, and in Aberystwyth it was violence against women and girls. Across the top priorities, illegal supply of drugs appeared in the top priorities in five of the six areas, substance misuse (drugs) appeared in four of the six areas, as did sexual offences. These findings are summarised in the table below. (Note that Cardigan and Lampeter had joint responses for the third highest priority).

Top 3 priority issues by area (weighted scores)

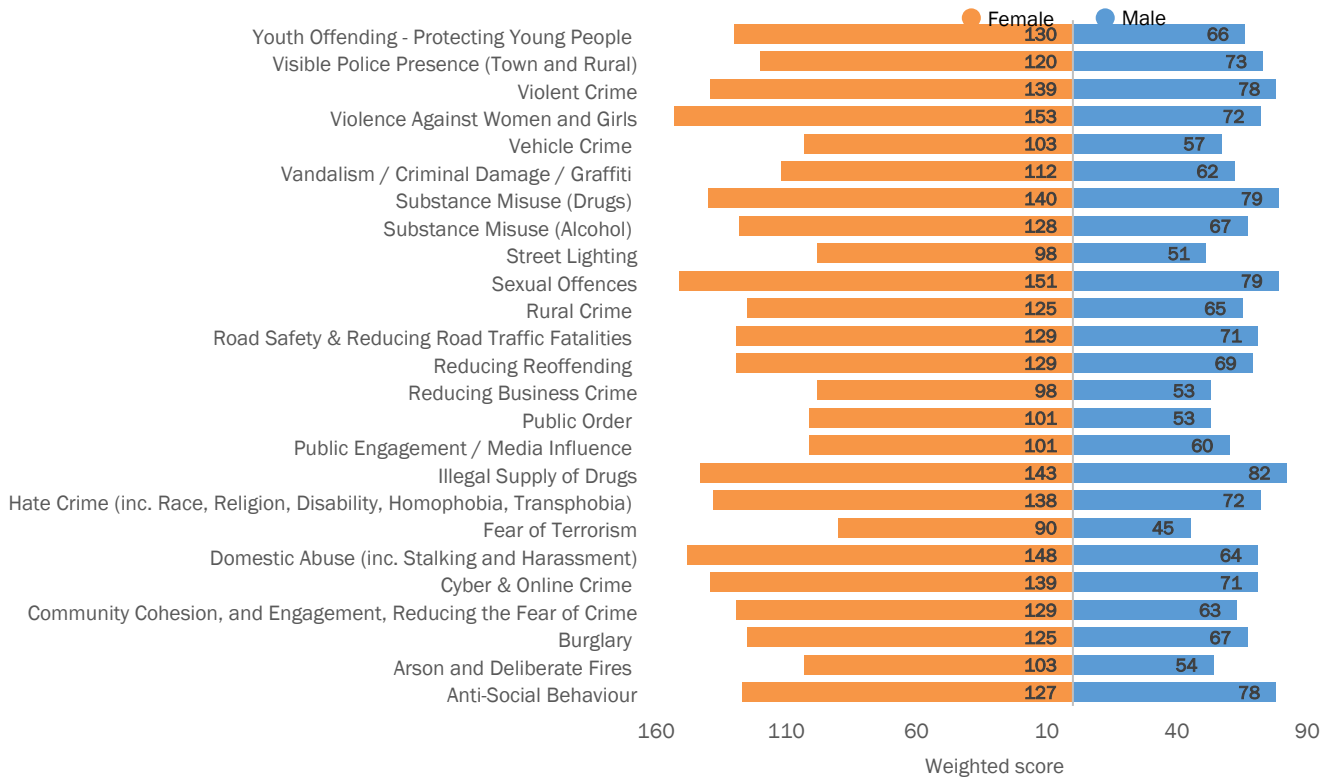


Amongst females the top priority was identified as violence against women and girls, followed by sexual offences and domestic abuse, while the focus of males' concerns was very much on drug re-related issues with the illegal supply of drugs and substance misuse (drugs) occupying the top two places, then followed by sexual offences. The table below compares the top 3 priorities by gender, and the full breakdown of weighted scores is presented in the chart overleaf.

Top 3 priority issues by weighted score and by gender

Rank	Female	Male
1	Violence Against Women and Girls	Illegal Supply of Drugs
2	Sexual Offences	Substance Misuse (Drugs)
3	Domestic Abuse (inc. Stalking and Harassment)	Sexual Offences

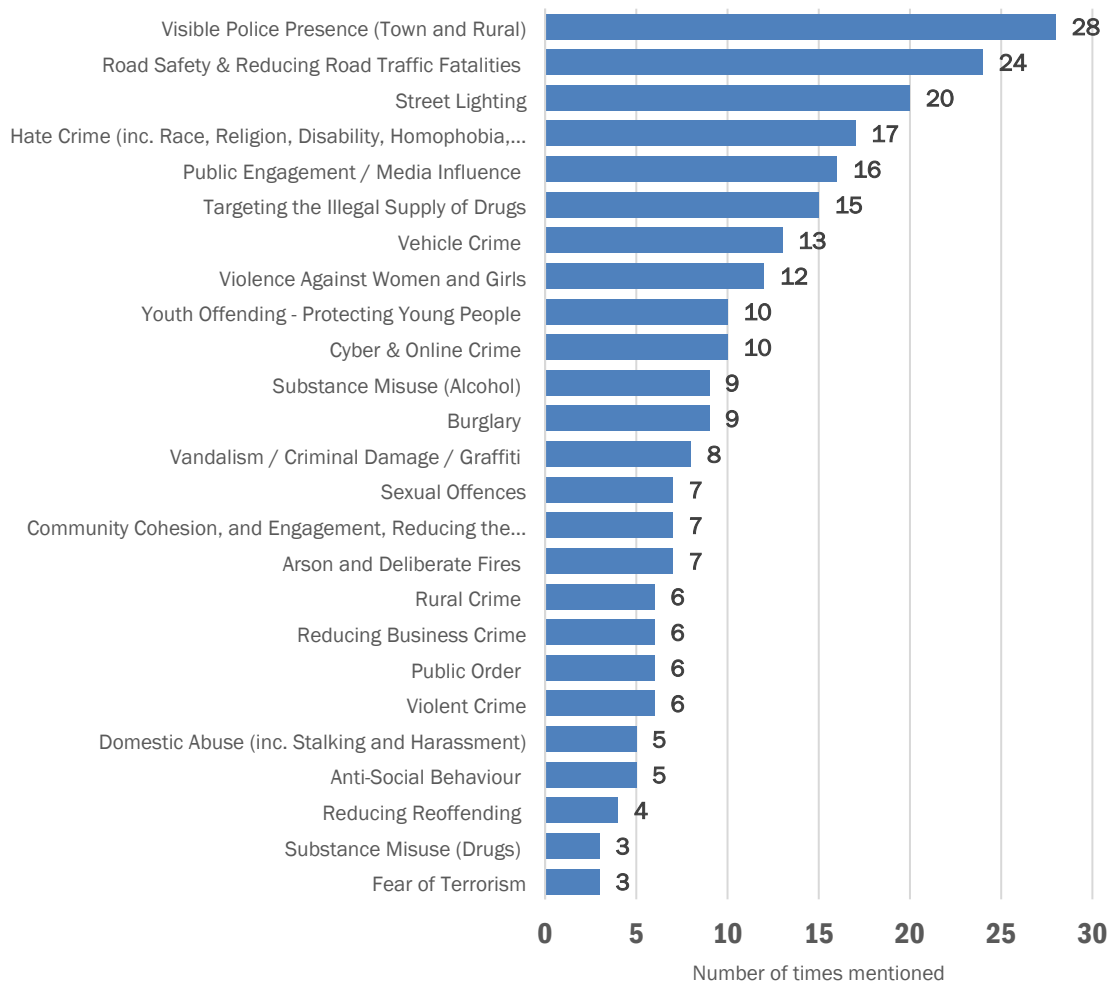
**Of these current issues, please rate them in order of priority in your opinion:
weighted score and by gender**



Q4: Please indicate which issues you think have improved over the last 12 months:

The following question asked respondents to identify which issues they thought had improved over the last twelve months. At the top of the list was **visible police presence (town and rural)** identified by 28 respondents, followed by **road safety and reducing road traffic fatalities** with 24, and **street lighting** with 20. The full list of responses is listed in the chart overleaf. At the other end of the scale, substance misuse (drugs) and fear of terrorism were identified only three times each. These results correlate to the answers to question 5 where respondents thought that the illegal supply of drugs and substance misuse (drugs) were the issues that had got worse the most over the previous twelve months. Similarly, anti-social behaviour received only four mentions in the list of improved issues but appears third in question 5 in the list of issues that had got worse.

Q4. Please indicate which issues you think have improved over the last 12 months:

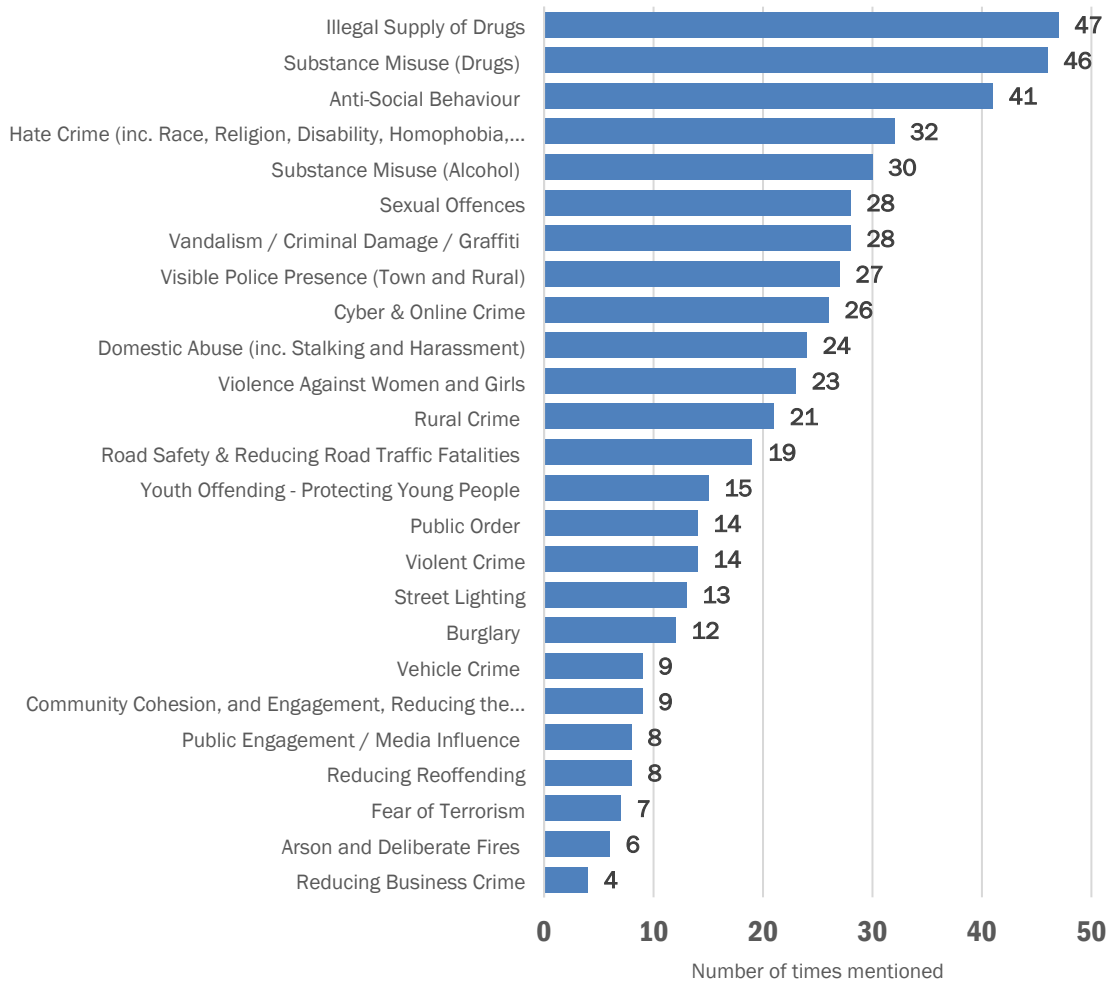


Q5: Please indicate which issues you think have got worse over the last 12 months:

The follow-on question asked which issues respondents thought had got worse over the last twelve months. The **illegal supply of drugs** and **substance misuse (drugs)** appeared at the top of the list being mentioned 47 times and 46 times respectively. Following drug-related issues, was **anti-social behaviour** mentioned 41 times. These three issues received noticeably more responses the next ranked issue. Conversely, reducing business crime was mentioned by only 4 respondents at the other end of the scale. (There were twice as many responses to this question compared to the previous question which asked respondents to highlight the issues that had improved).

Comparing respondents' perceptions of crime to the latest crime figures across Ceredigion reveals some notable differences between the perception and reality of crime. While the illegal supply of drugs was identified as the top issue that had got worse, actual drug trafficking incidents had decreased slightly for the year ending 28 February 2023 compared to the previous year. Likewise, anti-social behaviour incidents were also identified as one of the top issues that had got worse, but actual anti-social behaviour incidents recorded had decreased significantly over the same period. However, respondents' concerns around drug misuse were not entirely unfounded, as the number of drug possession crimes had increased significantly.

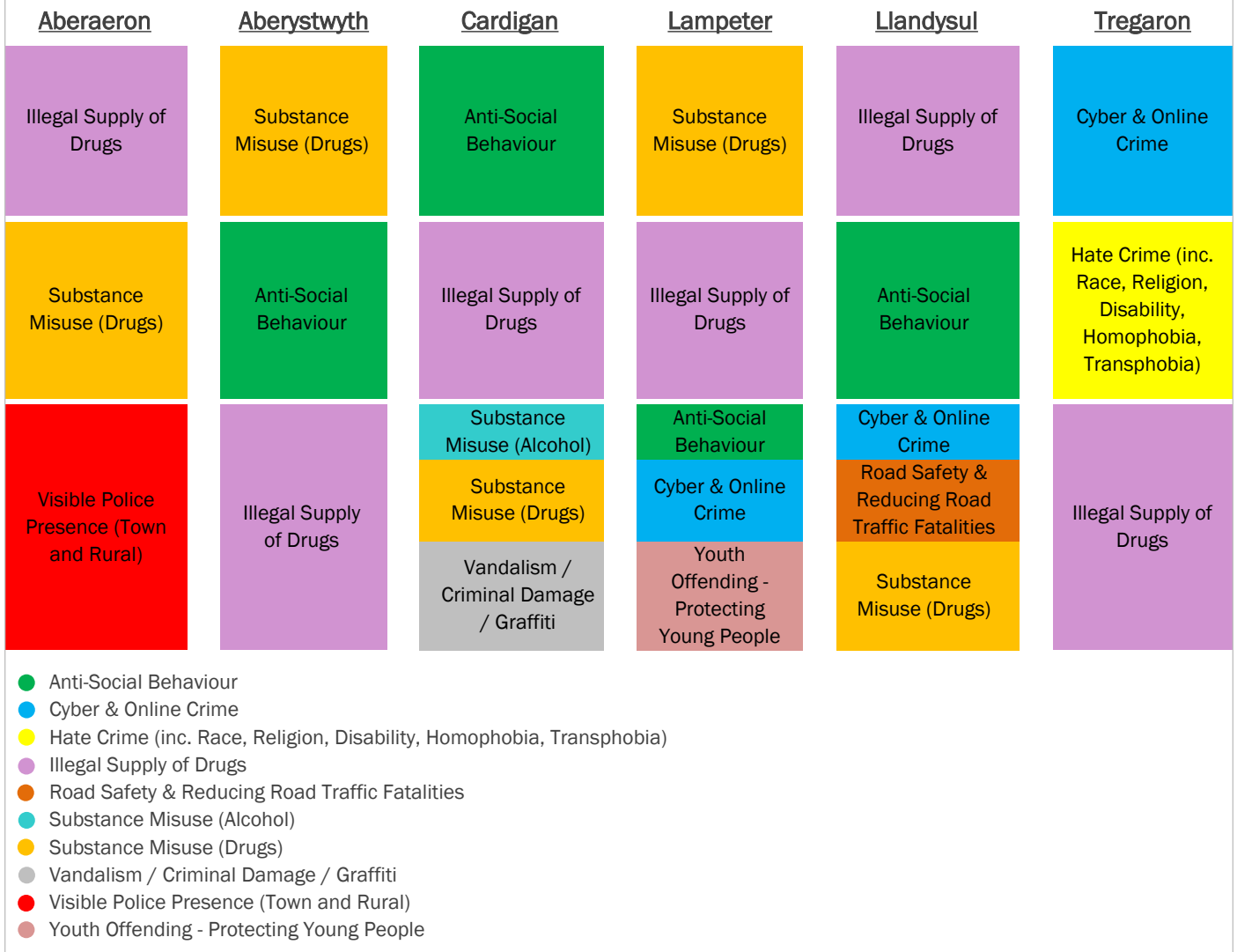
Q5. Please indicate which issues you think have got worse over the last 12 months:



When split by area, drug related issues were the top-rated issue in four of the six areas – illegal supply of drugs in Aberaeron and Llandysul, and substance misuse (drugs) in Aberystwyth and Lampeter. The top issue in Cardigan was anti-social behaviour and in Tregaron it was cyber and online crime. Other trends are visible – the illegal supply of drugs appears in the top 3 issues in all areas, while anti-social behaviour appears in the top 3 for Aberystwyth, Cardigan, Lampeter and Llandysul. The table overleaf summarises these findings.

Other issues highlighted included hate crime appearing once in relation to Tregaron, visible police presence in relation to Aberaeron, and substance misuse (alcohol) and vandalism / criminal damage / graffiti in Cardigan. In Llandysul, road safety & reducing road traffic fatalities featured joint third. Note that Cardigan, Lampeter and Llandysul have joint issues ranked third.

Top 3 issues that have got worse over the last 12 months by area

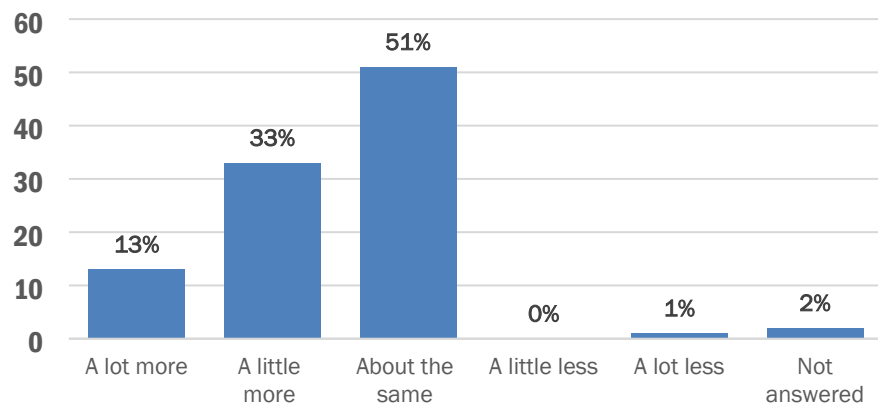


Q6. How much would you say the general crime rate in your area has changed over the last 12 months?

A small majority of 51% said that the general crime rate in their area was **about the same** as twelve months previously, while almost half (46%) said that there was **a little** or **a lot more** crime over the last twelve months. 13% of those stated that there was **a lot more** crime. Only 1% of respondents said that there was less crime, see chart overleaf.

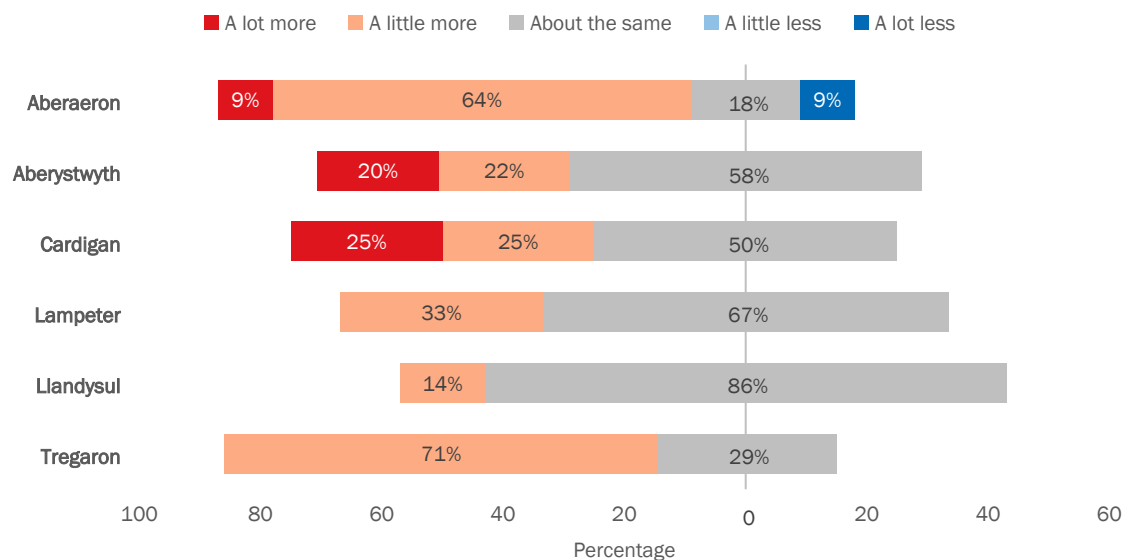
Q6. How much would you say the general crime rate in your area has changed over the last 12 months?

▼ Percentage



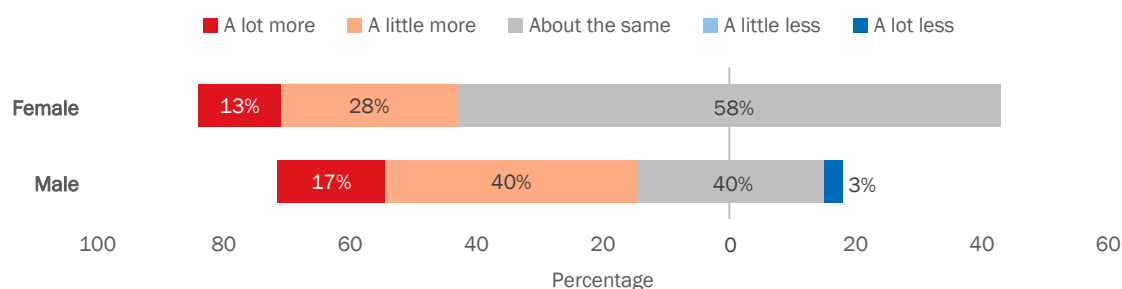
When the results are split by area, there were some differences of opinion. For example, the vast majority (73%) of those who associate most with Aberaeron said that the general crime rate was a lot or a little more, whereas in Llandysul only 14% said it was a little more and the majority (86%) said it was about the same. Cardigan had the highest proportion of respondents saying there was a lot more crime at 25%, see chart below. Aberaeron was also the only area where any respondents felt there was less crime, with 9% saying they felt there was a lot less crime than twelve months previous.

How much would you say the general crime rate in your area has changed over the last 12 months? (By area)



When split by gender, males had a more negative view of the change over the last 12 months with the majority (57%) stating that the crime rate was lot or a little more, compared to 41% for females, see chart overleaf.

How much would you say the general crime rate in your area has changed over the last 12 months? (By gender)



Q7. Are there any new issues that you feel are currently of concern?

Respondents were then presented with the opportunity to raise any new issues that were of concern to them. A total of 54 issues were raised, although the majority of these were not new issues but rather respondents emphasized the importance of existing issues highlighted in earlier questions. For example, the most prevalent issue raised was in relation to **drug misuse** and **drug dealing** with 14 responses, which also featured as the top 2 issues that had got worse over the last twelve months in question 5 and provides further evidence to suggest that issues relating to drugs are the biggest issue facing respondents currently.

Following this, **speeding / road safety**, **visibility of police** and **anti-social behaviour** were also mentioned in relation to this question. Of the completely new issues raised, there were three specific mentions for **littering** and the impact it has on their local area and one for the importance of **outreach work in schools** to help avert anti-social behaviour and crime in the future. The following table summarises the issues raised.

Issue	Number of mentions
Drug misuse / drug dealing	14
Speeding / road safety	7
Visibility of police / police taking further action	7
Anti-social behaviour	6
Community cohesion / neighbourly disputes / tolerance	3
Littering	3
Cold calling / scams	2
Domestic abuse / Violence against women	2
Hate crime	2
Burglary	1
Child sexual exploitation	1
Homelessness	1
Online safety	1
Outreach work in schools	1
Street lighting / safety at night	1
Substance misuse (Alcohol)	1
Vandalism	1

(The responses were coded according to broad crime types to aid the analysis. As such, there are variations in the issues listed in response to this question compared to the closed questions elsewhere in the survey. The number of mentions provide an indication of relative prevalence).

Some of the respondents also took the opportunity to explain their answer and provide examples of the impact. The following table provides a sample of the comments received.

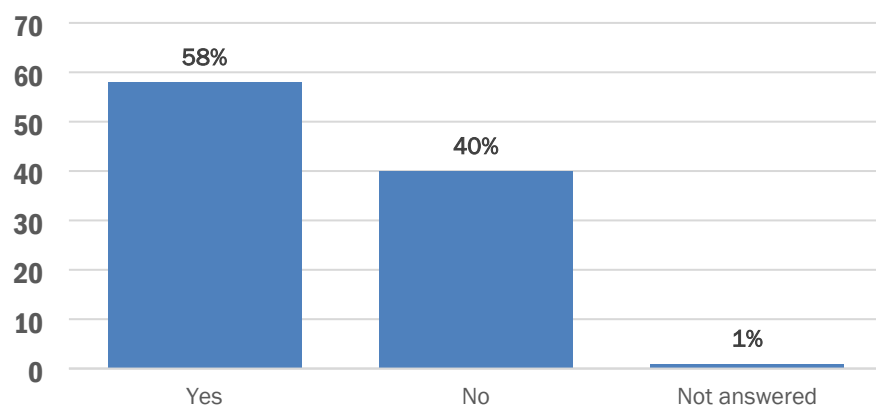
Sample Comments	
"I have started to notice more small groups of people with either drug or alcohol issues or both, congregating in certain areas which can be quite intimidating."	"The dominant smell in Aberystwyth is cannabis. I've lived in the town since the early 1990s and don't remember it ever being this bad. People are not even attempting to hide the fact that they are smoking a Class B drug; it creates an unpleasant atmosphere."
"Very little evidence of Police "on the streets". It is so rare to see patrolling officers in Aberystwyth town centre during daytime hours."	"People hanging about in the castle area as soon as the weather gets nice. These people create antisocial behaviour amongst themselves, litter and consume too much alcohol."
"Serious issues with lack of police presence and dangerously fast road users and speed racing."	"There are more scams not only online but people going door to door. Living in an area with a high number of elderly people, it does concern me that they could be vulnerable to these sorts of scams."

Q8: Do you think that alcohol abuse is a major problem in relation to crime in Ceredigion?

Respondents were then presented with four questions on specific aspects of crime and how to report them. The first considered whether alcohol abuse was a major problem in relation to crime in Ceredigion. The majority of respondents (58% or 52 respondents) felt that it was, but a significant proportion (40% or 36 respondents) felt that it was not, see chart below.

Q8. Do you think that alcohol abuse is a major problem in relation to crime in Ceredigion?

▼ Percentage



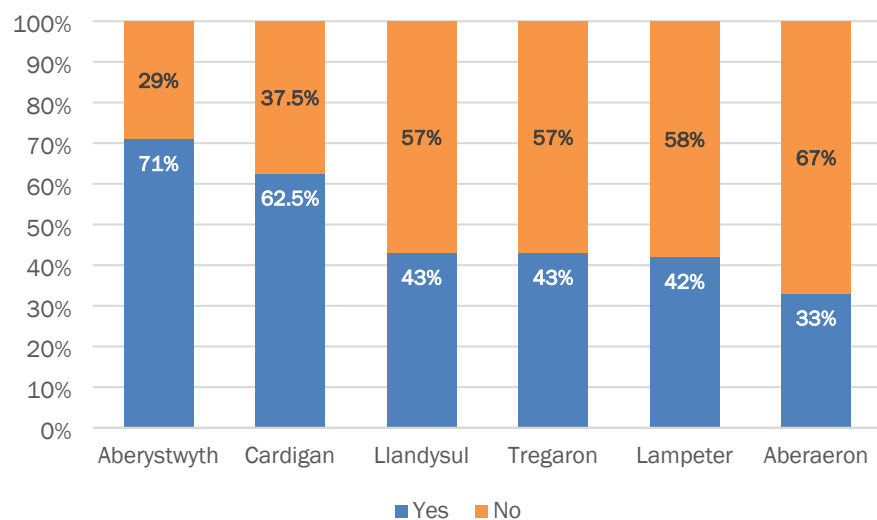
(Figures do not sum to 100% due to computer roundings)

When split by geographical area, it is evident that the overall results for the County are inflated by the number of respondents in Aberystwyth who stated that alcohol abuse was indeed a major problem in

relation to crime. 71% of respondents who associated most with Aberystwyth stated that it was a problem, while 29% said it was not. Cardigan was the only other area where a majority of respondents felt that alcohol abuse was a problem (62.5%). Although the majority of respondents in the remaining four areas stated that alcohol abuse was not a problem, there was still a significant proportion of respondents who felt that it was, ranging from 33% in Aberaeron to 43% in Llandysul. A summary of the responses split by area are shown in the chart below.

Do you think that alcohol abuse is a major problem in relation to crime in Ceredigion? (By area)

▼ Percentage



When split by age group, there were very similar views on alcohol abuse amongst the 16-24, 45-64 and 65+ groups where between 58% to 71% stated that it was a major problem. However, the 25-44 age group were much less inclined to identify it as a major problem at 37.5%, which is summarised in the table below. When split by gender, females were more likely to identify alcohol abuse as a problem at 65% of female respondents, compared to 50% of males.

Do you think that alcohol abuse is a major problem in relation to crime in Ceredigion? (By age group)

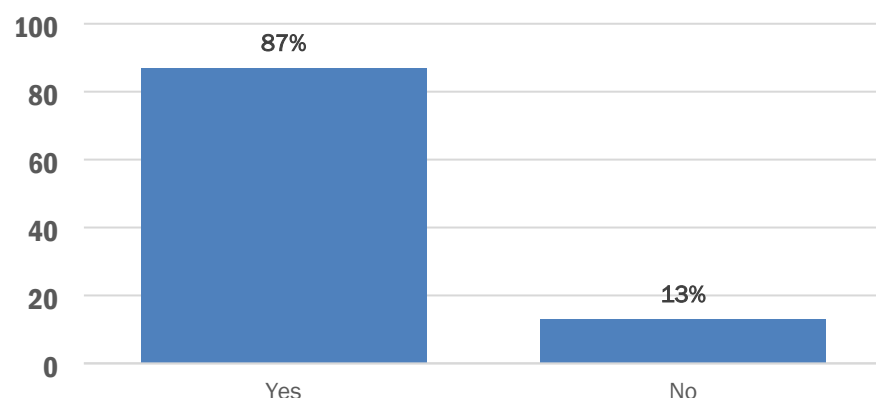
Age group:	16-24	25-44	45-64	65+
Yes	71%	37.5%	67%	58%
No	29%	62.5%	33%	42%

Q9: Do you think that drug abuse is a major problem in relation to crime in Ceredigion?

The follow-on question asked whether drug abuse was a major problem in Ceredigion. The overwhelming majority, 87% (or 77 of the 89 responses), stated that it was indeed a major problem in relation to crime, see chart overleaf. This reflects the sentiments expressed in the answers to questions 5 and 7 where drug related issues were identified as being the top 2 issues that had got worse over the last twelve months and which were also the biggest concern for respondents currently. The remaining 13% or 12 responses felt that drug abuse was not a major problem.

Q9. Do you think that drug abuse is a major problem in relation to crime in Ceredigion?

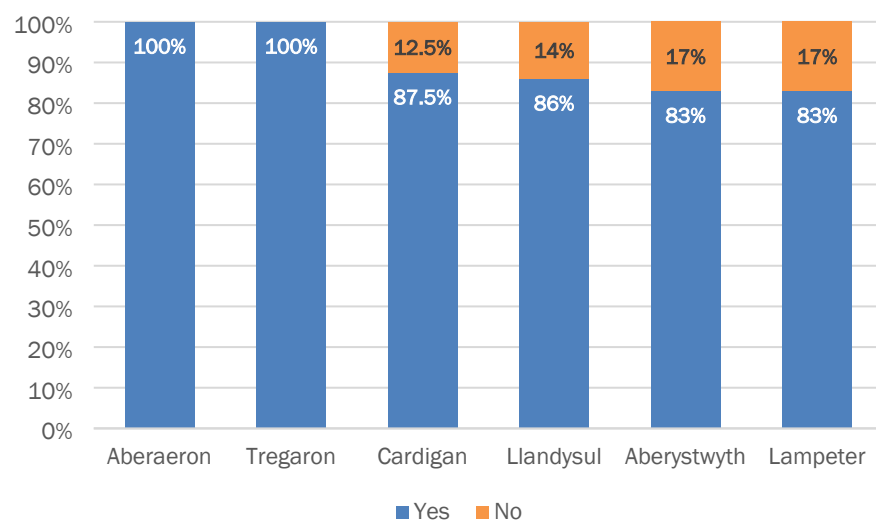
▼ Percentage



When split by geographical location, all areas saw a large majority stating that drug abuse was indeed a problem in relation to crime, see chart below. All respondents who most associated with Aberaeron and Tregaron stated that it was a problem. The following chart summaries the results by geographical area.

Do you think that drug abuse is a major problem in relation to crime in Ceredigion? (By area)

▼ Percentage



The overwhelming majority in each age group also identified drug abuse as a major problem in relation to crime, with 45-64 year-olds being particularly concerned at 91%. It was the 25-44 group that saw the lowest level of concern at 75% with the remaining 25% stating drug abuse was not a major problem. These results are summarised in the table below. The overwhelming majority of both females and males identified drug abuse as a problem – 90% of males and 84% of females.

Do you think that drug abuse is a major problem in relation to crime in Ceredigion? (By age group)

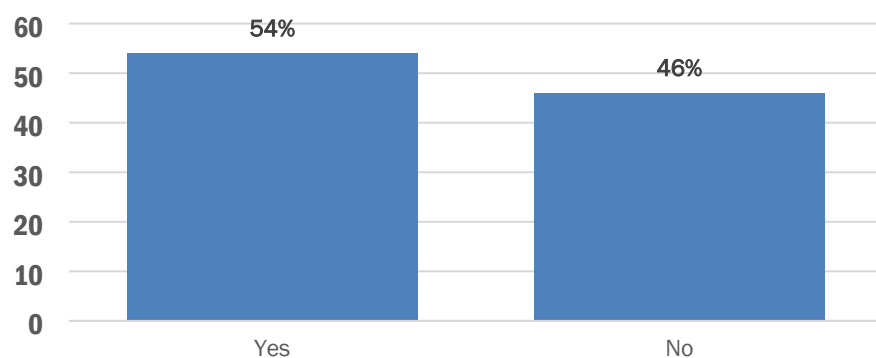
Age group:	16-24	25-44	45-64	65+
Yes	88%	75%	91%	84%
No	12%	25%	9%	16%

Q10: Are you aware of how to report Anti-Social behaviour and the tools & sanctions available to deal with it?

The questions then moved onto respondents' awareness of how to report anti-social behaviour incidents, and the tools and sanctions available to deal with it. Positively, the majority (54%) stated that they were aware of how to do this along with the tools and sanctions available, which equated to 48 of the 89 respondents. However, there was a significant proportion, 46% or 41 respondents, who stated that they did not, see chart below.

Q10. Are you aware of how to report Anti-Social behaviour and the tools & sanctions available to deal with it?

▼ Percentage



The 25-44 age group were the most informed with 69% stating that they were aware of how to report these incidents, summarised in the table below. The least informed were the 65+ group where less than half (37%) were aware of how to report anti-social behaviour. Females and males had a similar level of awareness of how to report these incidents – 55% of females and 53% of males said they were aware.

Are you aware of how to report Anti-Social behaviour and the tools & sanctions available to deal with it? (By age group)

Age group:	16-24	25-44	45-64	65+
Yes	47%	69%	61%	37%
No	53%	31%	39%	63%

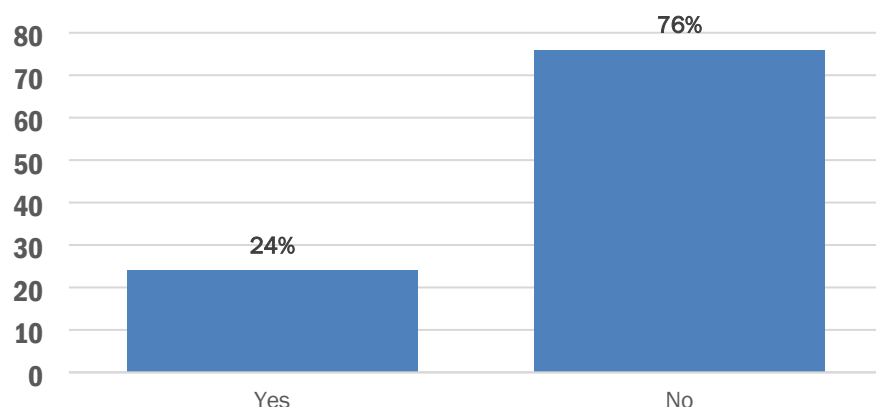
Q11: Has Cyber and online crime impacted you personally?

Cyber and online crime was then raised as a specific point, asking respondents if they had been impacted by them personally. The majority of respondents (76%) had not been affected, but there were almost a quarter (24%) who stated they had been affected by cyber and online crime, see chart overleaf. The growing concerns around cyber and online crime are reflected in the Dyfed Powys Police Strategic Assessment 2023-24, where it is noted that on average there are 15 cyber-enabled crimes reported across the force area on a daily basis, with malicious communications and harassment being the most commonly reported offences.¹

¹ "Dyfed Powys Police Strategic Assessment 2023-24." Dyfed Powys Police, 2023. 5.

Q11. Has Cyber and online crime impacted you personally?

▼ Percentage



The 16-24 age group were the most likely to report they had been affected at 35%. However, there was no immediate correlation with age, as the next most likely to report being affected was the 65+ age group at 32%. The age group that was least likely to report being affected were 25-44 year-olds at just 6%. These findings are summarised in the table below. Males were more likely to state that they had been affected by cyber and online crime at 27%, compared to 22% of female respondents. Those who had been affected by cyber and online crime were much more likely to identify it as a 'high' priority in question 3, 81% of those affected by it identified it as a high priority, compared to 50% of those who had not been affected.

Has cyber and online crime affected you personally? (By age group)

Age group:	16-24	25-44	45-64	65+
Yes	35%	6%	24%	32%
No	65%	94%	76%	68%

Q12: In recent surveys, the public have indicated that feeling safe in their own homes is something they value most. What do you regard as having the most potential to threaten this? (e.g., online crime, burglary, criminal damage etc.)

When asked to identify the issue that had the most potential to threaten people feeling safe in their own homes, most respondents took the opportunity to convey their views. The table below displays the issues raised in order of prevalence. There are clearly two big issues that affect people feeling safe in their homes – **burglary** which was mentioned 30 times followed by **online crime / fraud** mentioned 21 times. However, when compared to actual crime figures, both burglaries and online crime/fraud have decreased between the years ending 28 February 2022 and 2023. Other crime types that featured strongly elsewhere in the survey were not considered as important once inside the home, such as drug and alcohol misuse, anti-social behaviour and speeding.

Issue	Number of mentions
Burglary	30
Online crime/fraud	21
Criminal damage	8
Cold calling/scams	4

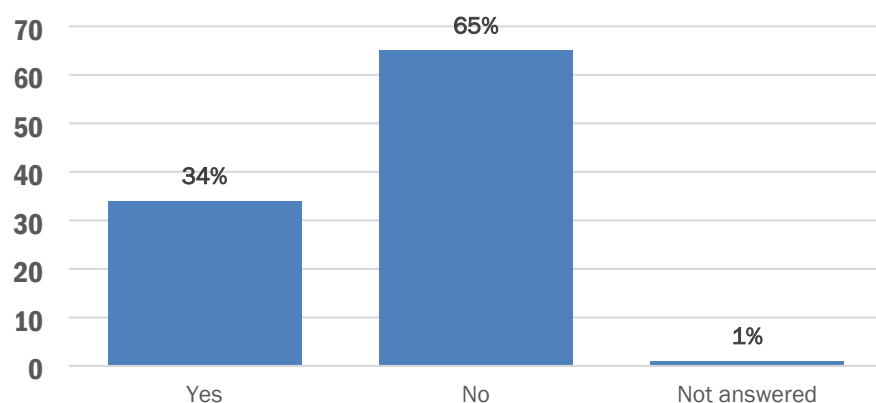
Drug and alcohol misuse	4
Visible presence by Police and taking further action	4
Lack of community cohesion / respect for each other	3
Anti-social behaviour	3
Speeding	2
Social media	1
Noise disturbances	1
Various issues	1
Domestic abuse / violence against women	1
Grants to each house for things that prevent crime.	1
Vehicle theft	1

Q13: Have you heard about the work of the Ceredigion Community Safety Partnership?

The survey then turned its attention to the Ceredigion Community Safety Partnership and asked respondents whether they were aware of its work. The majority (65%) were not aware, while over a third (34%) were aware of it, see chart below.

Q13. Have you heard about the work of the Ceredigion Community Safety Partnership?

▼ Percentage



The 65+ age group were the most informed with 53% being aware of the Partnership’s existence and its work, while at the other end of the scale one 1 (6%) of those aged 16-24 were aware of it. When split by gender, males were more aware of the work of the Partnership at 43% compared to 28% of female respondents.

Have you heard about the work of the Ceredigion Community Safety Partnership?

Age group:	16-24	25-44	45-64	65+
Yes	1%	50%	30%	53%
No	94%	50%	70%	47%

Q14: Are there any other concerns that you would like to raise?

The final question provided the opportunity for respondents to highlight any other concerns not previously covered in the survey. A total of 38 comments were made. Most respondents took the opportunity to emphasize existing concerns rather than identify new ones. The **visibility of police / police following up and taking action** was raised by 15 respondents and was clearly the main issue highlighted, as shown in the table below. Drug related issues (drug abuse and drug dealing) was again highlighted as a concern by respondents, followed by speeding. A variety of other issues were noted, with the only new ones being dog fouling, light pollution and the role of schools in supporting families.

Issue	Number of mentions
Visibility of police / following up an taking action	15
Drug abuse / drug dealing	7
Speeding	4
Community cohesion	2
Anti-social behaviour	1
Child sexual exploitation	1
Dog fouling	1
Homelessness / street begging	1
Littering	1
Light pollution	1
Schools having to deal with family problems	1
Street lighting	1
Unsafe places in towns	1
Vandalism	1

Some of the respondents took the opportunity to explain their answer and provide examples of the impact that these issues have on them and their community. The table below provides a sample of the comments received.

Sample Comments	
"Visible police patrols but I completely understand that they do the best they can with limited resources."	"Police stations in towns should be properly manned rather than officers responding from 20 or 30 miles away."
"I would feel a lot safer if there were more police officers on the street."	"Policing is a tough job and I understand the pressure on the force, but seeing officers around and about makes me feel safer. Wherever I am."
"Should be much more of a police presence, not just driving round in cars."	"It's vitally important that drug trafficking reporting should be followed up."
"Starting to see small groups of people with either drugs issues or alcohol issues or both congregating in certain areas, whilst they have done nothing or said anything to me, I do feel threatened."	"A large amount / at least 50% of teens are on lots of different drugs or alcohol, usually leading to high volumes of sexual and physical assault."

Youth Council Responses

The consultation also involved a young person’s version of the survey distributed to members of the Ceredigion Youth Council. A total of 9 forms were completed and returned. It should be noted that these responses include some responses from the adults in attendance at the Youth Council. The results show that the top priorities currently were **violence against women and girls** and **domestic abuse**, closely followed by **violent crime, burglary, arson and deliberate fires** and **sexual offences**. There are similarities with the overall results from the survey – violence against women and girls was the third highest priority overall, and sexual offences was the top ranked priority overall. The main difference is that the illegal supply of drugs ranks as the second highest priority overall, but does not appear amongst the Youth Council’s highest priority issues. The table below displays the top priorities identified by the Youth Council.

Of these current issues, please rate them in order of priority in your opinion	Weighted score
Violence Against Women and Girls	27
Domestic Abuse (inc. Stalking and Harassment)	27
Violent Crime	26
Burglary	26
Arson and Deliberate Fires	26
Sexual Offences	26

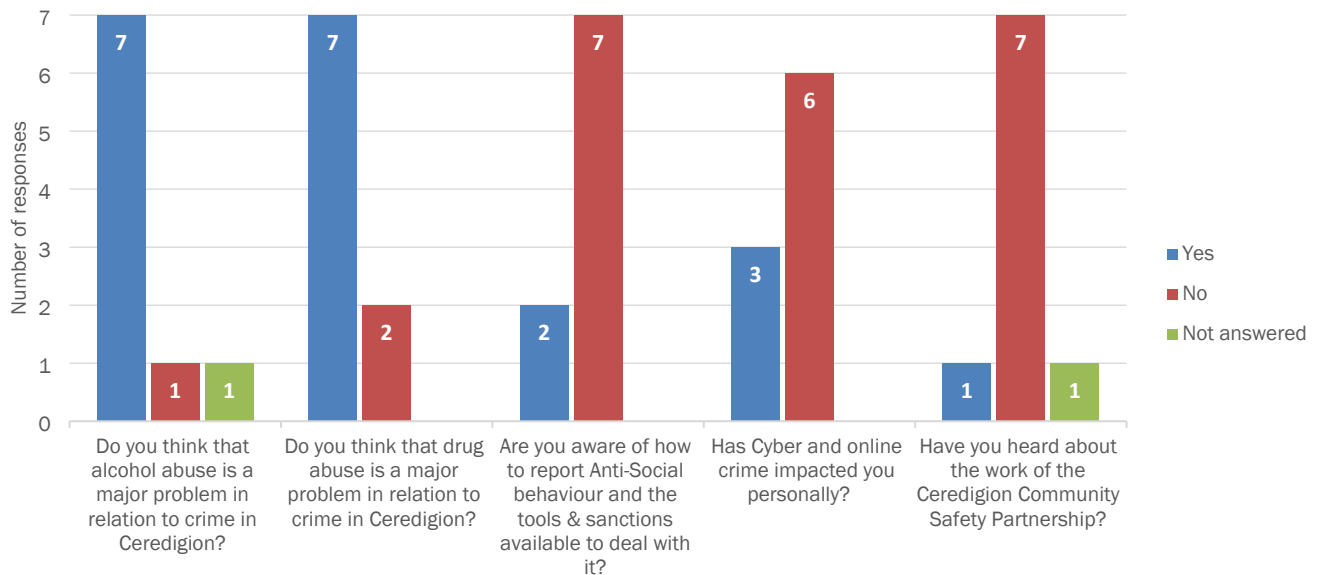
When asked about the issues that had improved or got worse over the last twelve months, there were similarities of opinion between the Youth Council and the overall results. The Youth Council responses identified visible police presence as the issue that had improved the most, the same as in the overall results. Targeting the illegal supply of drugs also featured highly along with street crime, which also featured amongst the most improved issues across the county.

However, the emphasis was slightly different amongst the issues that had got worse over the last twelve months. The Youth Council responses highlighted domestic abuse as the top issue that had got worse, but this did not feature amongst the top issues countywide which was the illegal supply of drugs and substance misuse (drugs). The Youth Council also highlighted substance abuse (alcohol), vandalism, violence against women and girls, hate crimes and sexual offences amongst those that had got worse. Hate crime, substance misuse (alcohol) and sexual offences were amongst the top issues across the county. The main differences between the Youth Council’s views and the overall results, were that anti-social behaviour and drug-related issues featured much higher overall but did not appear in the top six issues highlighted by the Youth Council. The following table lists the Youth Council’s responses to both questions 4 and 5.

Q4. Please indicate which issues you think have improved over the last 12 months:	Q5. Please indicate which issues you think have got worse over the last 12 months:
Visible Police presence (town and countryside)	Domestic Abuse (inc. Stalking and Harassment)
Targeting the illegal Supply of Drugs	Substance Abuse (Alcohol)
Youth Crime - Safeguarding Young People	Vandalism / Criminal Damage / Graffiti
Street Lighting	Violence Against Women and Girls
Burglary	Hate Crime (inc. Race, Religion, Disability, Homophobia, Transphobia)
Cyber and Online Crimes	Sexual Offences

Youth Council respondents felt that both alcohol abuse and drug abuse were indeed major problems in relation to crime in Ceredigion, with seven of the nine responses stating that both were major problems. Like the overall survey responses, the majority of respondents had not heard of the work of the Community Safety Partnership with only one respondent stating that they had. Meanwhile, the majority were also not aware of how to report anti-social behaviour incidents, unlike the overall responses where a small majority had stated that they did. The answers to questions 8, 9, 10, 11 and 13 are summarised in the chart below.

Youth Council's views on five specific aspects of crime



When asked to highlight any particular issues that are currently of concern, a range of issues were presented including some not specifically mentioned elsewhere in the survey, such as child sexual exploitation, the impact of social media on younger people, the impact of the cost-of-living crisis causing stress amongst younger people and leading to more incidents, and the need for more mental health services to prevent young people from turning to alcohol and drugs. These were largely different from the overall results, with the only similarity being the reference to a lower police presence which was also highlighted amongst the overall results. The issues highlighted by the Youth Council are listed in the table below.

Q7. Are there any new issues that you feel are currently of concern?	Number of mentions
Child sexual exploitation (CSE)	1
Less police presence	1
Substance abuse (alcohol)	1
Impact of social media	1
Impact of cost-of-living crisis	1
Need for more mental health services	1

There was a greater similarity in the answers to question 12, which asked respondents for their views on feeling safe in their own home. Both the Youth Council responses and the overall survey responses identified the same top four issues. Burglary was seen as the issue most likely to threaten feeling safe in one's own home, but criminal damage, cyber and online crime and cold callers all appeared in the top

four in both lists. The issues highlighted by the Youth Council’s respondents are highlighted in the table below.

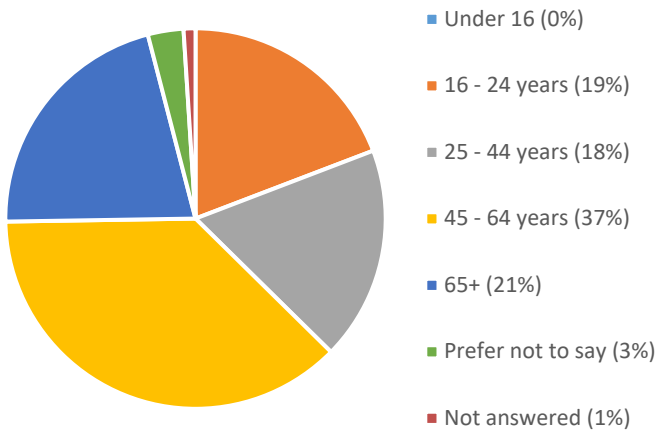
Q12. In recent surveys, the public have indicated that feeling safe in their own homes is something they value most. What do you regard as having the most potential to threaten this?	Number of mentions
Burglary	4
Criminal damage	3
Cyber and online crime	3
Cold callers	2
Vehicle theft and damage	2

In the final question, which provided the opportunity for respondents to highlight any other concerns not covered elsewhere in the survey, only one response was received which reiterated the concern around child sexual exploitation and identified their concerns with the county lines drug supply model of trafficking drugs into rural areas and smaller towns.

Equalities Monitoring Questions

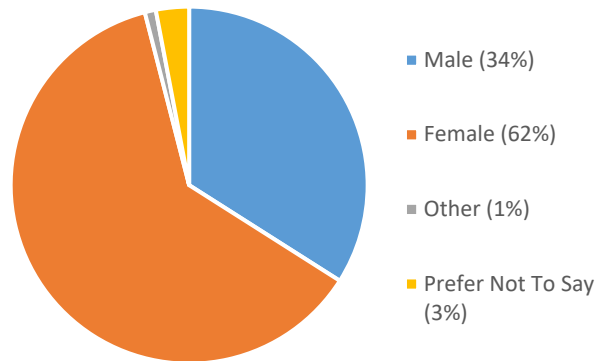
The Council's standard demographic and equalities monitoring questions were asked as part of the survey.

15. Age - What is your age group?

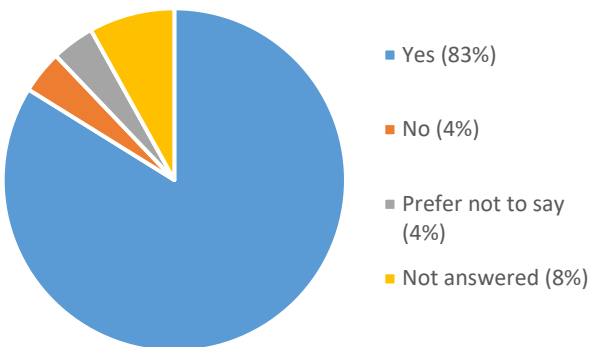


Figures do not sum to 100% due to computer roundings

16. Gender - What is your gender?

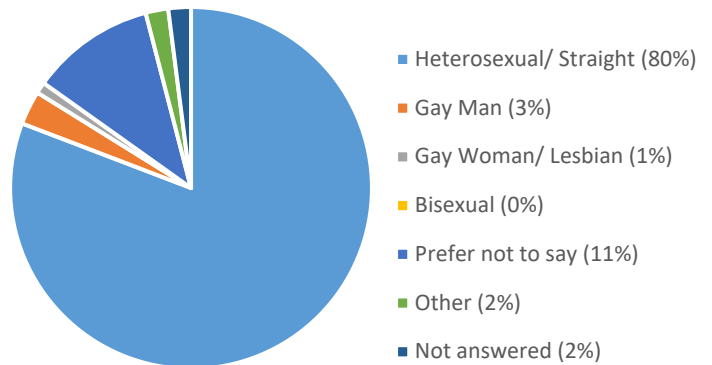


17. Transgender - is your gender the same as when it was assigned at birth?



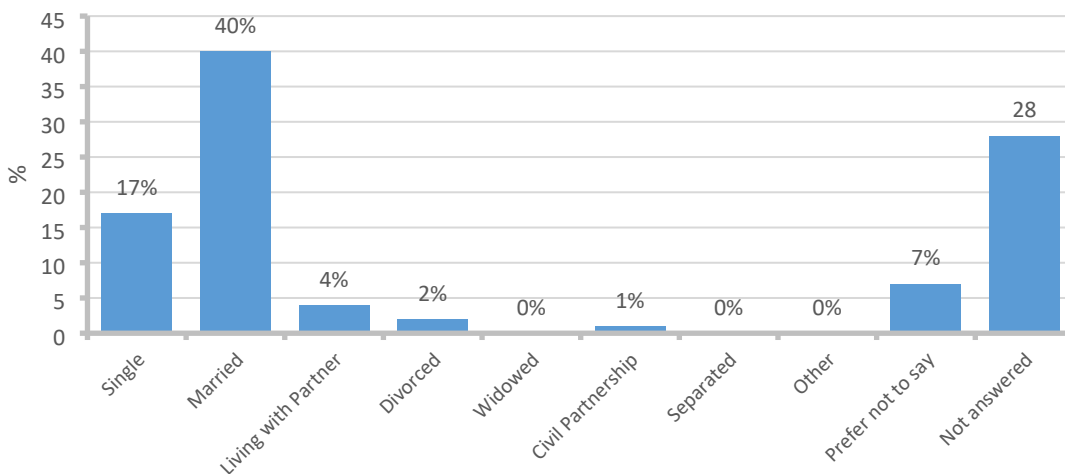
Figures do not sum to 100% due to computer roundings

18. Sexual Orientation - Which one of the following options best describes how you think of yourself?



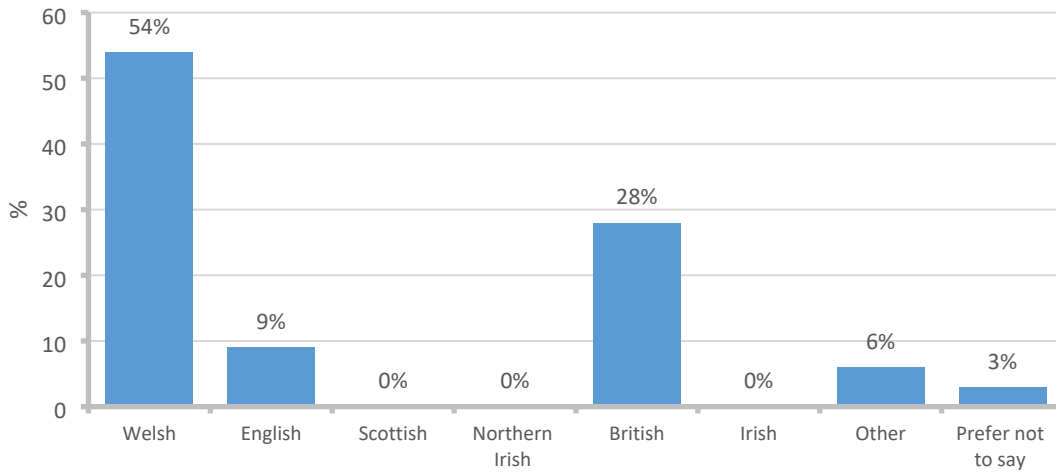
Figures do not sum to 100% due to computer roundings

21. Partnership - Which of the following options describes your partnership status?

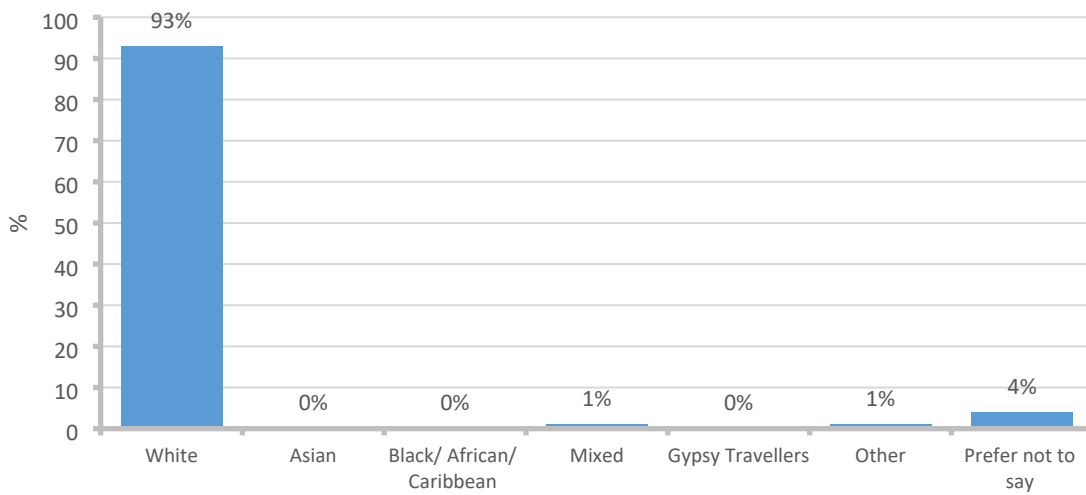


Figures do not sum to 100% due to computer roundings

21. National identity - How would you describe your national identity?

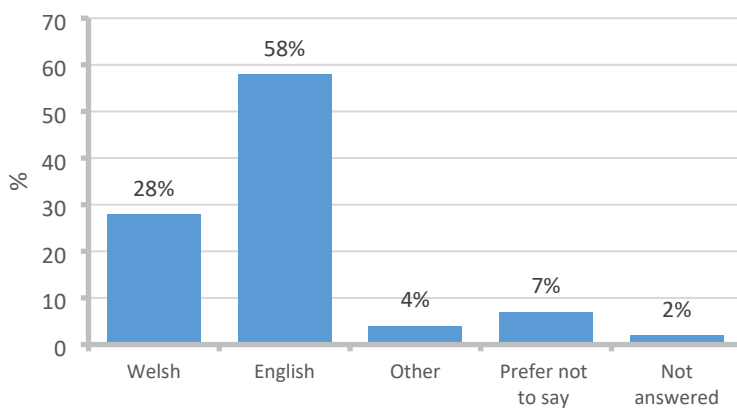


22. Race - What is your ethnic group? Choose one option that best describes your ethnic group or background.



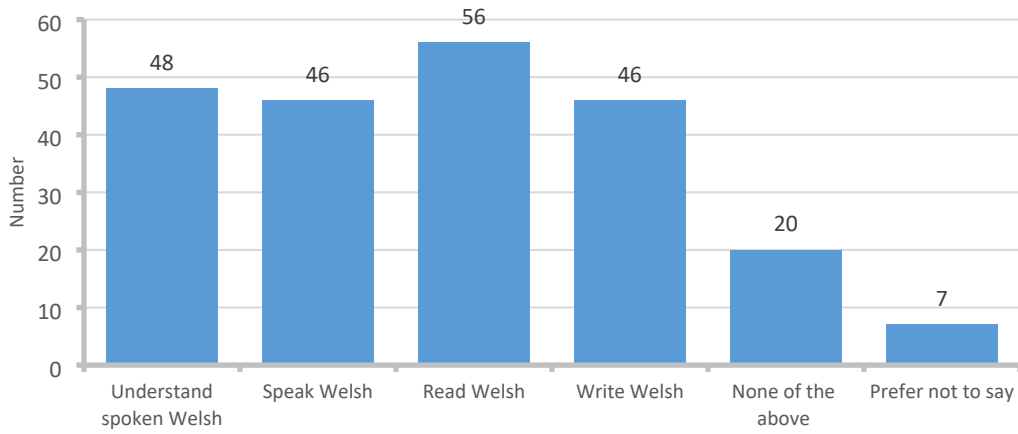
Figures do not sum to 100% due to computer roundings

23. Language - What is your preferred language?

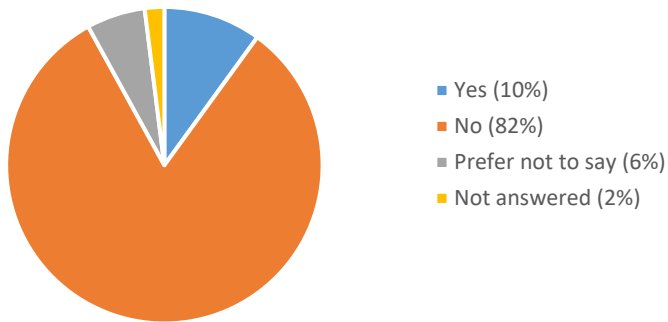


Figures do not sum to 100% due to computer roundings.

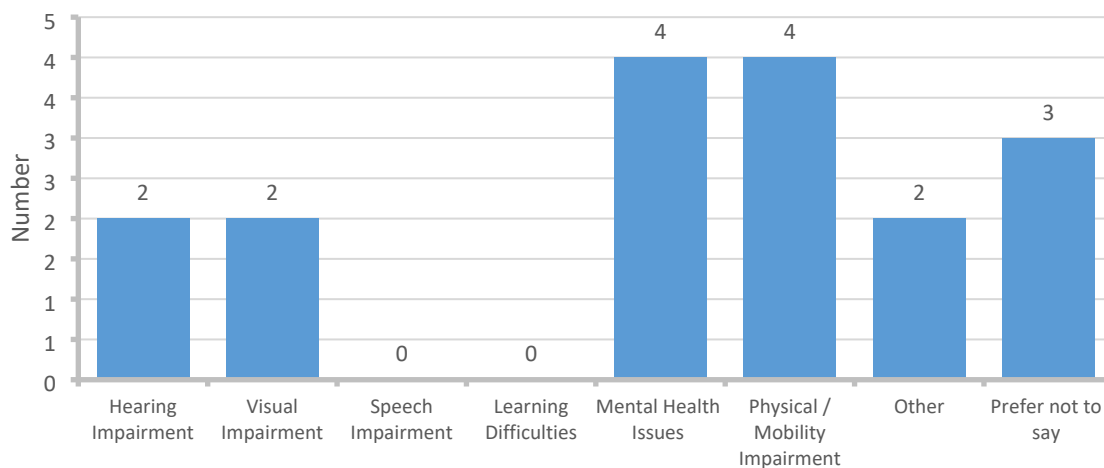
24. Language - Can you understand, speak, read or write Welsh?



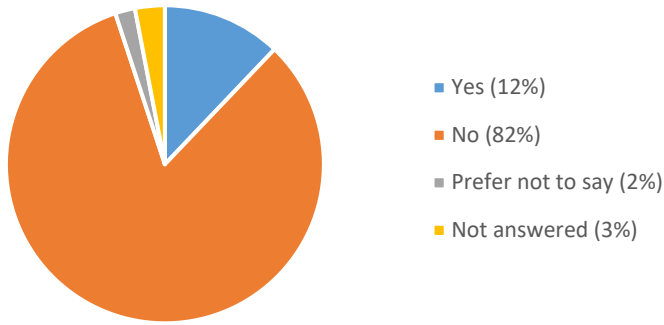
25. Disability - Do you have a long term physical or mental health condition or illness that reduces your ability to carry out day to day activities?



26. Disability - If you answered 'Yes' to question 25, please indicate which applies to you?



27. Caring Responsibilities - Do you look after or give help or support to family members, friends, neighbours, or others because of either: long term physical or mental ill-health / disability; or problems related to old age?



Figures so not sum to 100% due to computer roundings

28. Religion or Belief - What is your religion?

